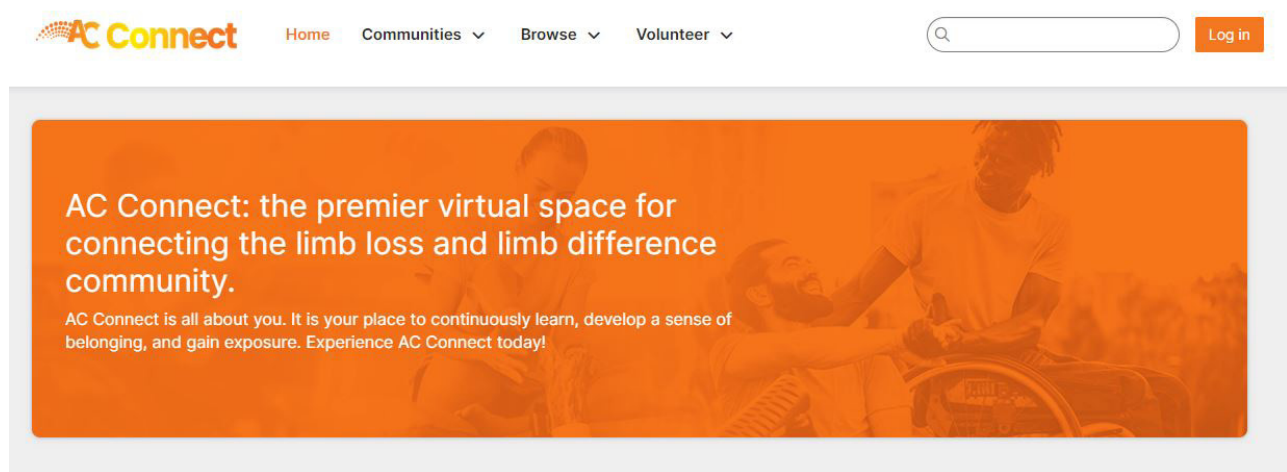




Welcome to the Amputee Coalition's new online community, AC Connect.

Setting Up Your Account

From the AC Connect homepage, click on the "Log In" button in the top right corner of the screen. You will then be taken to the sign-on screen.



If this is your first time logging into the system, select the link below that reads "Did You Forget Your Password?".

A screenshot of the "Members - Login here" form. It includes input fields for "Email" and "Password", a link for "Did You Forget Your Password?", a checkbox for "Stay signed in for 5 days", and a "Login" button. An arrow points to the "Did You Forget Your Password?" link.

You will then be prompted to enter your email address. Once you submit, you will receive an email with a link to set up your password.

A screenshot of the "Password" form. It contains a text box for "Email Address" and two buttons: "Send Password Link" and "Cancel". An arrow points to the "Send Password Link" button.

Your Member Homepage

After your first sign-in, you will be taken to your personal member homepage. This content is tailored specifically to you.

On your homepage, you will see recent content posted to public communities, blog posts, a list of communities you belong to, any followed content, upcoming events, and more.

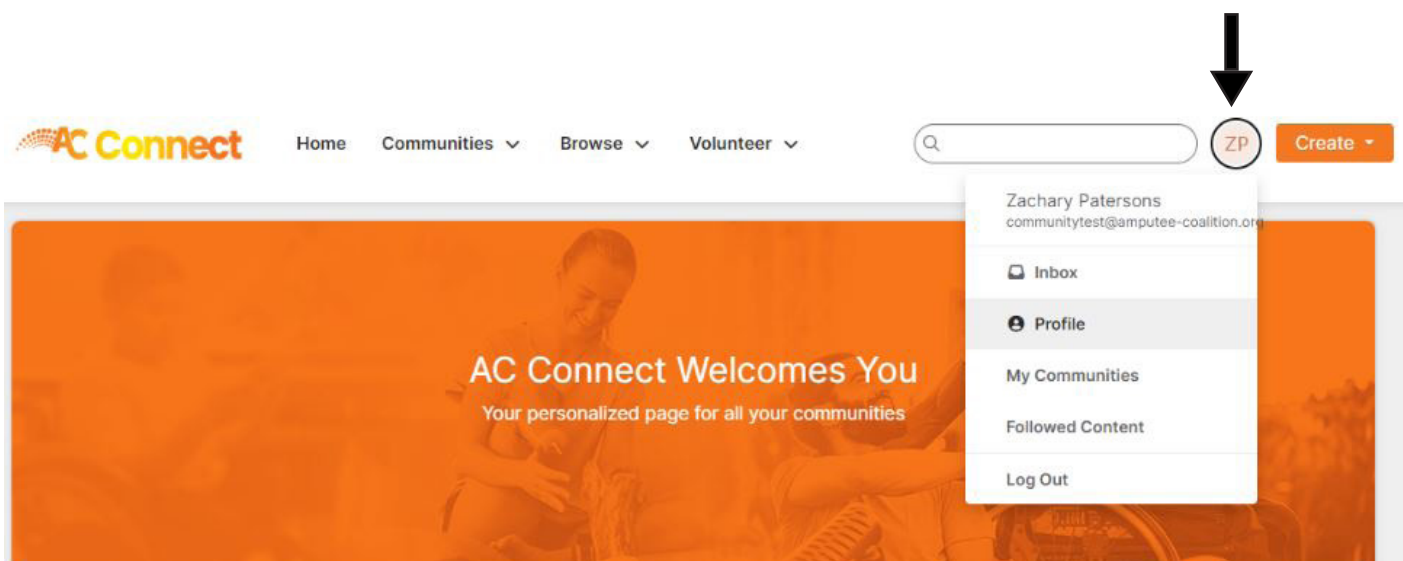
As you become more active on the AC Connect platform, your homepage will be populated with additional content.




Setting up your Profile

In the top right corner of your member homepage, click on the avatar icon in the top right corner of the page. Then select 'Profile' in the drop down menu. From there you will be taken to your profile page where you can add your personal information including:

1. Profile picture
2. Contact information
3. Bio
4. Additional bio information education, social networks, job history and more.





Zachary Patersons

Individual

Individual

My Profile ▾ My Connections ▾ My Contributions ▾ My Account ▾ My Inbox

Bio

Share information about yourself - your work life and personal interests

Add

Amputation Type

- Above Knee - Left

Education

Share where and when you received your education

Add

Professional Associations

Relate your professional memberships here

Add

Type of Individual

- Amputee
- Staff
- Volunteer

Job History

Provide an overview of employment experience

Add

Honors and Awards

List past accolades and recognition

Add

Contact Details

Individual
Washington, DC
Mobile: 8881234567
communitytest@amputee-coalition.org

Social Links


Link to other social media accounts

Add ▾

Ribbons

Badges


We understand that you may want to keep some of your information private. You have control over the information others see on your profile. To adjust your privacy settings, go to the “My Account” navigation header and select “Privacy Settings.”



Home Communities ▾ Browse ▾ Volunteer ▾

Search

Create ▾



Zachary Patersons

Individual

Individual

My Profile ▾ My Connections ▾ My Contributions ▾ My Account ▾ My Inbox

Bio

Share information about yourself - your work life and per

Add

Privacy Settings

Email Preferences

RSS Feeds

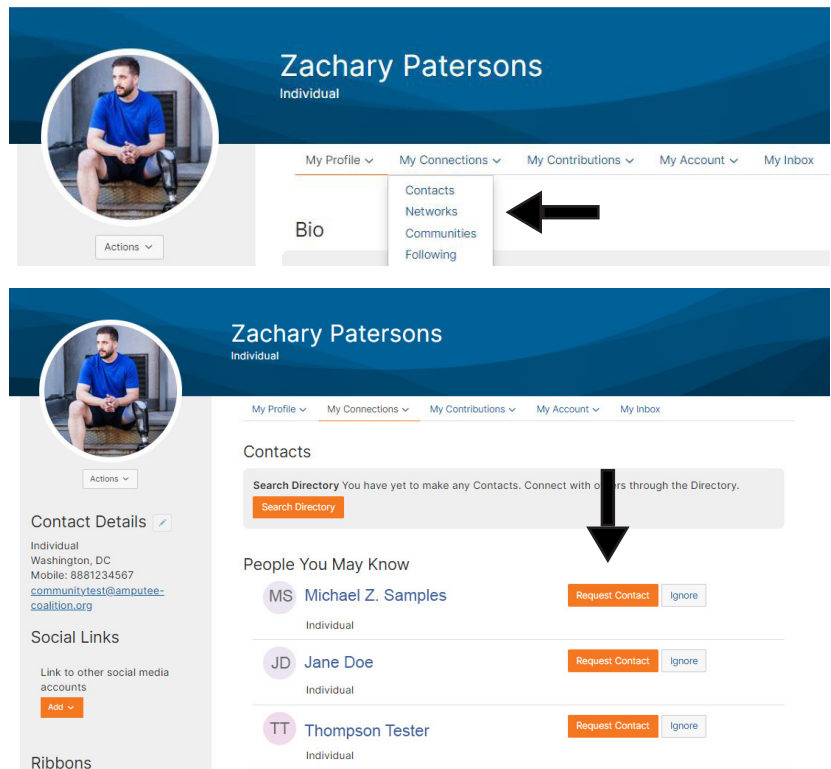
Community Notifications

Discussion Signature

Making Connections

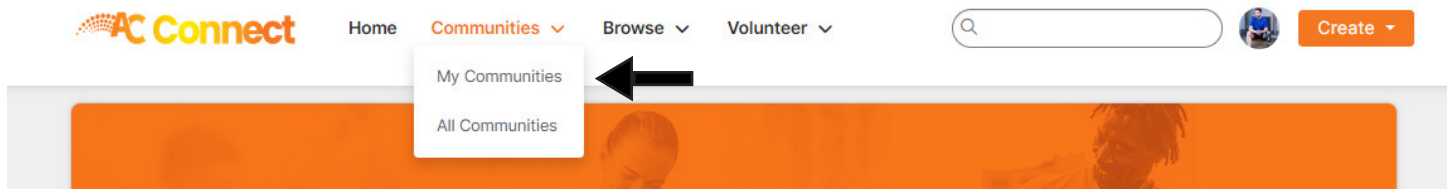
On your main profile page, there is a tab for “My Connections”.

You can connect with other members from the AC Connect community, topic-specific communities that you have joined, and Amputee Coalition staff. The system will offer suggestions on users that are likely in your network. You can request to connect with them, and they will receive a message so that they can accept the connection request.

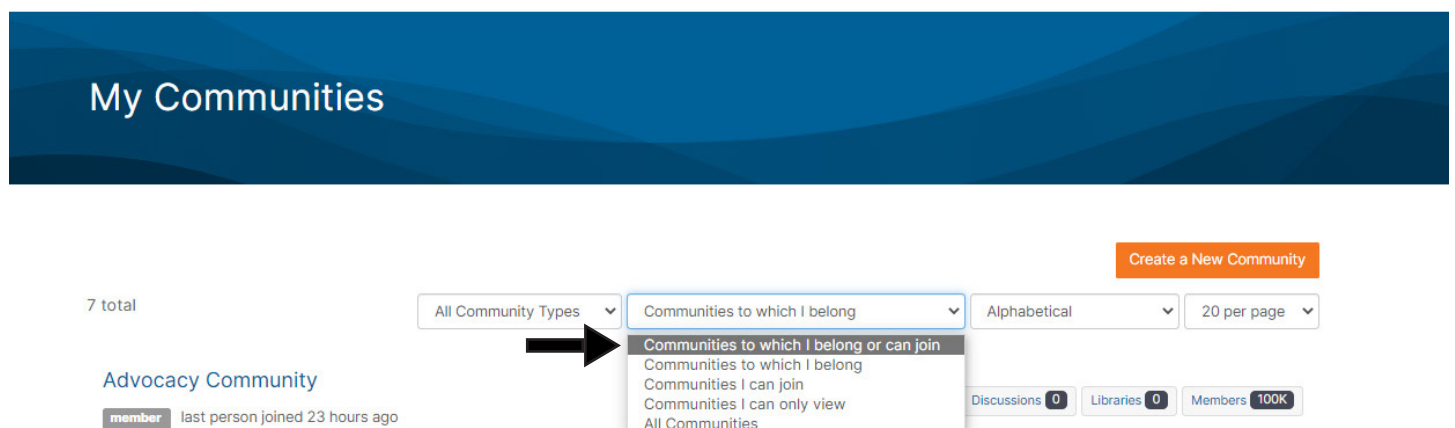


Exploring Communities

To begin exploring communities, select “My Communities” from the drop-down menu in the main navigation bar.



On the communities page, use the drop-down menu to select “Communities to which I belong or can join”.



The page will then be populated with all communities which you are eligible to join. You are eligible and subscribed to any communities that are listed when you first log in.

Additional communities which are open to the general public will be added in the near future.

AC Connect Home Communities Browse Volunteer Create

My Communities

7 total

Create a New Community

All Community Types Communities to which I belong Alphabetical 20 per page

Communities to which I belong or can join
Communities to which I belong
Communities I can join
Communities I can only view
All Communities

Advocacy Community
member last person joined 23 hours ago
Discussions 0 Libraries 0 Members 100K

Ambassadors and Community Champions
Ambassadors
member last person joined 5 days ago
Discussions 0 Libraries 0 Members 92

Certified Peer Visitor
Certified Peer Visitor
member last person joined 5 days ago
Discussions 0 Libraries 0 Members 1.1K

Lead Advocate
Lead Advocate
member last person joined 5 days ago
Discussions 0 Libraries 0 Members 73

National Conference
member last person joined 23 hours ago
Discussions 0 Libraries 0 Members 100K

Community Landing Pages

Each community will have a landing page which lists featured posts, latest discussions, announcements, shared files from the library, community events, and community members.

Advocacy Community

Community Home Discussion 0 Library 0 Blogs 0 Events 0 Members 100K Settings

Latest Discussions

Start a Discussion This Discussion has no recent posts. Gain insight by starting a conversation with your fellow community members.
Start a Discussion

Announcements

No Data Found
Either the content you're seeking doesn't exist or it requires proper authentication before viewing.

Latest Library Entries

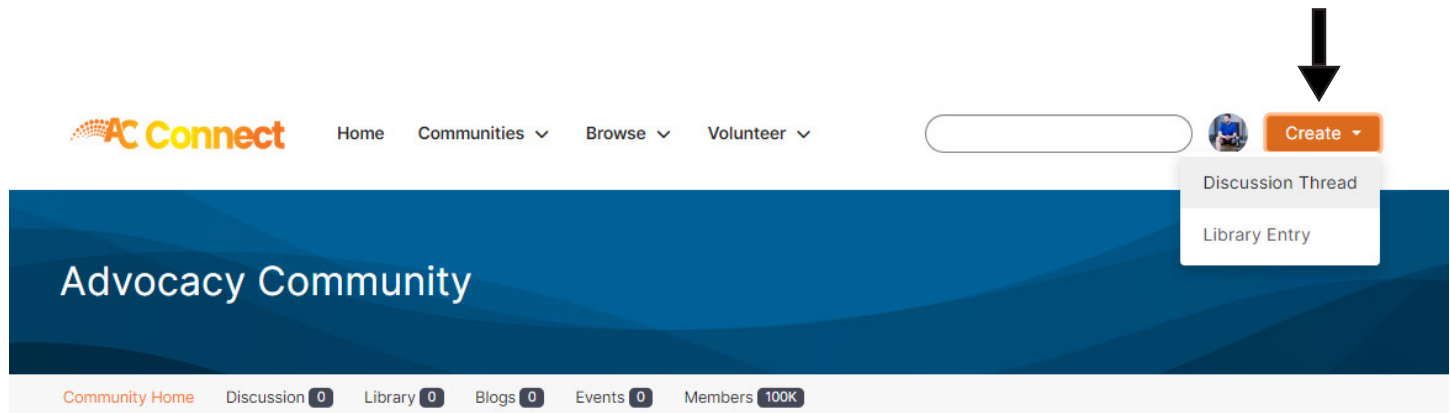
Create a Library Entry This Library has no recent entries. Share a file or link by creating a new Library Entry.
Create a Library Entry

Most Active

Ashlie White
Individual
Durham, NC
9 Points

Sharing a Post or Discussion Thread in a Community

In the top navigation bar of all pages within AC Connect there is a button in the top right corner which allows you to start a discussion thread.



Starting a New Discussion Thread

When you start a new discussion thread using the “Create” button, a new window will open which will allow you to select the community that you would like to post in, discussion subject, and your post content.

You will only have the option to post in communities to which you are a member.

Start New Thread

A screenshot of the 'Start New Thread' form. It includes a 'Post to community' dropdown menu with 'Select Community' as the current selection. Below this is a 'Discussion subject' text input field. A checkbox labeled 'Yes' is checked, with the text 'Automatically insert content preview for links' next to it. The main content area is a rich text editor with a toolbar containing various formatting options like bold, italic, underline, link, unlink, list, and image. Below the text editor is a 'Signature' field and an 'Add Attachment' button. At the bottom are four buttons: 'Post', 'Schedule', 'Save as Draft', and 'Cancel'.

Start New Thread

A screenshot of the 'Start New Thread' form, focusing on the 'Post to community' dropdown menu. The dropdown is open, showing a list of communities: 'Advocacy Community', 'Ambassadors and Community Champions', 'Certified Peer Visitor', 'Lead Advocate', 'National Conference', 'Staff', and 'Youth'. The 'Select Community' option is highlighted at the top of the list.

Community Notifications

Your account is set up to receive a daily digest of your communities' activity. Those emails will be delivered to your primary email. To edit your notification settings, go to your profile and select the "My Account" tab. You will then be able to edit your email preferences for each community to which you belong.

Email Preferences

In addition to community notifications, other messages are routinely sent to users. These messages - System, Community, Participation, and Promotional - will always be sent to your profile inbox. By default, they are also emailed to your preferred email address. Select "no" below to opt out of receiving certain emails per your preferences. You will always receive these messages in your profile inbox regardless of these settings.

Following a Discussion Thread

If there is a thread in which you have a particular interest, you can choose to follow that thread to stay on top of thread activity. In the top right-hand corner of the thread, you will see a "Follow" button. From there you can edit your settings.

My Profile ▾ My Connections ▾ My Contributions ▾ My Account ▾ My Inbox ▾

Community Notifications
Community notification will be delivered to your primary email address.

- Privacy Settings
- Email Preferences
- RSS Feeds
- Community Notifications**
- Discussion Signature

Notification Settings Community Name A-Z ▾

7 Communities

Community	Discussion Email
Advocacy Community	Daily Digest ▾
Ambassadors and Community Champions	Daily Digest ▾
Certified Peer Visitor	Daily Digest ▾
Lead Advocate	Daily Digest ▾
National Conference	Daily Digest ▾
Staff	Daily Digest ▾
Youth	Daily Digest ▾

System Emails Yes ▾
Emails required to confirm user participation. Users cannot opt-out of these emails.


Community Emails Yes ▾
Emails typically sent from Community Admins or the Community Manager via automation rules (ex: moderation notifications, Component Manager emails). Some automation rules-based emails may be in other categories. By default, you receive Community emails from all your Communities unless you explicitly opt-out.
[Manage Opt-out List](#)

NOTE: Discussion and consolidated digest settings are on the [Community Notifications](#) page.

Participation Emails Yes ▾
Emails reflecting one-on-one interactions (ex: reply to sender, contact requests, @mentions, real time notifications).

Promotional Emails Yes ▾
Emails that promote the outcome of purchase (ex: purchase the book of an annual conference speaker).

Smart Newsletter Yes ▾
Smart Newsletter is a periodic email that contains highly personalized content from community and other sources.

 **Happy to Be Here!**
By Jerrica Thurman in Staff 13 days ago
[Discussion](#)

Hi Everyone, I'm happy to be logged in to our new AC Connect see the great things that will take place in this new space! Please join me here on AC Connect. Jerrica ----- ... [show more](#)

[Recommend](#) 2 Replies

[Copy link to post](#)
[Follow](#)

Creating Connections With Other Community Members

On each community homepage, you will find a “Members” tab. From there you can choose to connect with others in your community.

Community Home Discussion **11** Library **1** Blogs **0** **Members 33** ←

First Name




Last Name

Company Name

Email Address


Find Members **Clear All**

Showing 1 to 20 of 33* Name A-Z ▾ 20 per page ▾

	Zaira Becerra	Individual Rancho Cucamonga, CA United States	Add as Contact ←
	Ti Beri	Individual	Add as Contact
	Aaron Burnell	Individual New Castle, PA United States	Add as Contact

Creating Connections Using the Directory

AC Connect also offers a searchable directory. You can search by name, location, type of individual, and amputation. Find others with similar lived experiences and topic interests.

AC Connect Home Communities ▾ **Browse ▾** Volunteer ▾  **Create ▾**

Directory
Discussion Posts
Events
Library Entries

Member Directory

First Name

Last Name

Company Name

Email Address

City

Country

State/Province

Community Type

Community Name

Type of Individual

• Search for ANY of the selected values ○ Search for ALL of the selected values

<input type="checkbox"/> Amputee	<input type="checkbox"/> Friend of Amputee	<input type="checkbox"/> Social Worker
<input type="checkbox"/> Amputee & Professional	<input type="checkbox"/> Non-Amputee	<input type="checkbox"/> Staff
<input type="checkbox"/> Amputee & Prosthetist	<input type="checkbox"/> Other	<input type="checkbox"/> Student
<input type="checkbox"/> Amputee Pending	<input type="checkbox"/> Parent of Camper	<input type="checkbox"/> Unknown
<input type="checkbox"/> Donor / Supporter	<input type="checkbox"/> Person with Limb Loss or Difference	<input type="checkbox"/> Volunteer
<input type="checkbox"/> Exhibit Staff Registration	<input type="checkbox"/> Professional	
<input type="checkbox"/> Family of Amputee	<input type="checkbox"/> Prosthetist	

Amputation Type

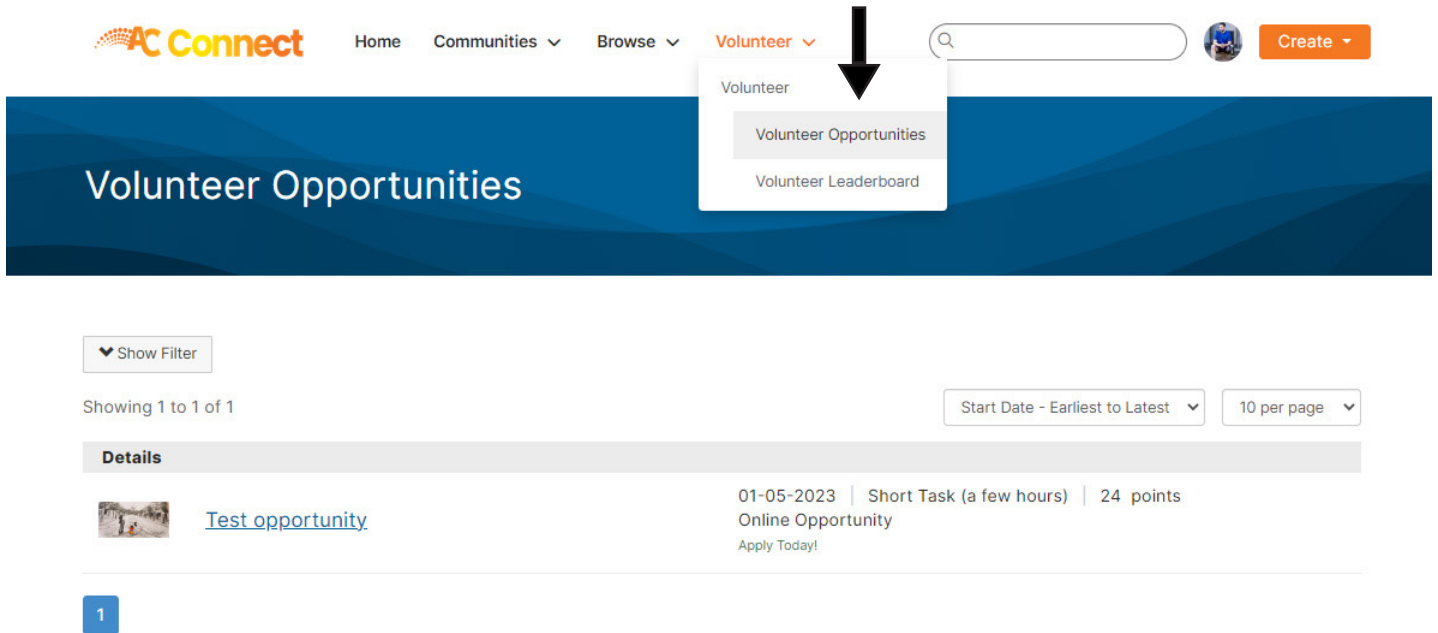
• Search for ANY of the selected values ○ Search for ALL of the selected values

<input type="checkbox"/> Above Elbow	<input type="checkbox"/> Elbow	<input type="checkbox"/> Partial Foot
<input type="checkbox"/> Above Elbow - Left	<input type="checkbox"/> Finger(s)	<input type="checkbox"/> Partial Foot - Left
<input type="checkbox"/> Above Elbow - Right	<input type="checkbox"/> Foot	<input type="checkbox"/> Partial Foot - Right
<input type="checkbox"/> Above Knee	<input type="checkbox"/> Foot, Below Knee	<input type="checkbox"/> Partial Foot, Below Knee
<input type="checkbox"/> Above Knee - Left	<input type="checkbox"/> Forequarter	<input type="checkbox"/> Partial Hand
<input type="checkbox"/> Above Knee - Right	<input type="checkbox"/> Hand	<input type="checkbox"/> Partial Hand - Left
<input type="checkbox"/> Arm	<input type="checkbox"/> Hemipelvectomy	<input type="checkbox"/> Partial Hand - Right
<input type="checkbox"/> Below Elbow	<input type="checkbox"/> Hip - Left	<input type="checkbox"/> Rotation Plasty
<input type="checkbox"/> Below Elbow - Left	<input type="checkbox"/> Hip - Right	<input type="checkbox"/> Shoulder - Left
<input type="checkbox"/> Below Elbow - Right	<input type="checkbox"/> Hip Disarticulation	<input type="checkbox"/> Shoulder - Right
<input type="checkbox"/> Below Knee	<input type="checkbox"/> Knee Disarticulation	<input type="checkbox"/> Shoulder Disarticulation
<input type="checkbox"/> Below Knee - Left	<input type="checkbox"/> Knee Disarticulation, Above Knee	<input type="checkbox"/> Symes
<input type="checkbox"/> Below Knee - Right	<input type="checkbox"/> Lower Limb	<input type="checkbox"/> Toe(s)
<input type="checkbox"/> Below Knee, Above Knee	<input type="checkbox"/> Lower Limb, unspecified	<input type="checkbox"/> Toe(s), Below Knee
<input type="checkbox"/> Below Knee, Partial Hand, Hand	<input type="checkbox"/> Other	<input type="checkbox"/> Upper Limb, unspecified
		<input type="checkbox"/> Wrist Disarticulation

Find Members **Clear All**

Volunteer Opportunities

Stay abreast of upcoming volunteer opportunities using the “Volunteer” tab.



AC Connect is all about you. This new online community will thrive because of the people who are a part of it. It is your place to continuously learn, develop a sense of belonging, and gain exposure. We hope that you stay connected with your groups and receive the latest news and updates. AC Connect is our new central location for all volunteer engagement, along with mentoring opportunities and virtual learning events.

If you have any questions about AC Connect, please email us at acconnect@amputee-coalition.org.